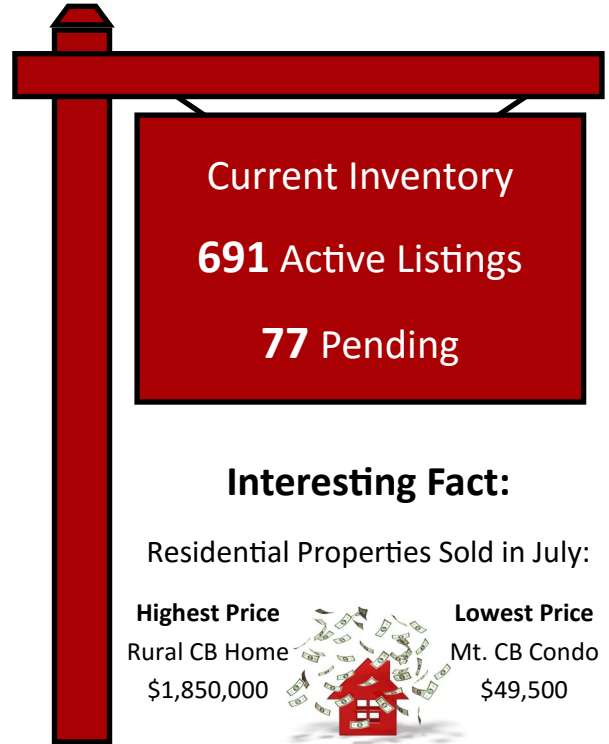




YTD Average Sold Price/ Sq. Ft. (# of sales)

	2016	2015
Crested Butte Homes	\$521 (12)	\$433 (16)
Crested Butte Condos	\$321 (6)	\$300 (9)
Mt. Crested Butte Homes	\$358 (11)	\$293 (8)
Mt. Crested Butte Condos	\$274 (76)	\$230 (38)
CB South Homes	\$249 (10)	\$218 (14)
CB South Condos	\$219 (5)	\$186 (11)



Current Inventory

691 Active Listings


77 Pending

Interesting Fact:

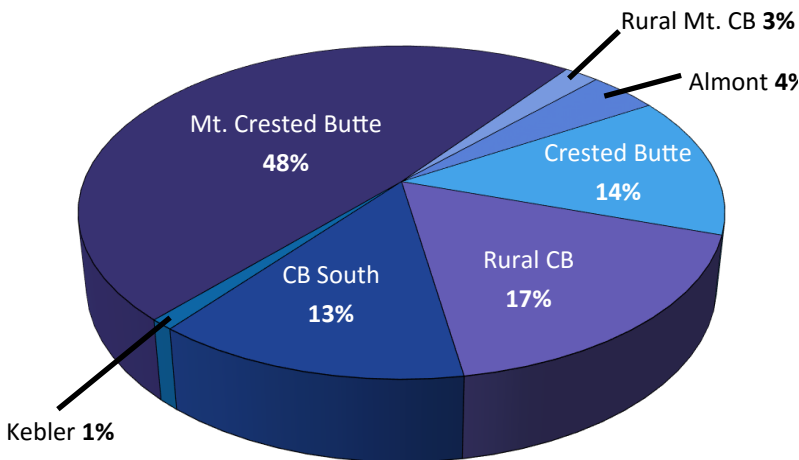
Residential Properties Sold in July:

Highest Price
Rural CB Home
\$1,850,000

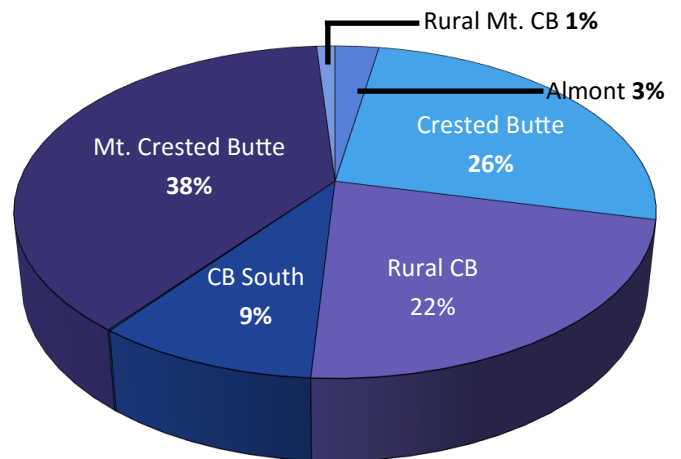
Lowest Price
Mt. CB Condo
\$49,500



Number of Transactions by Area



Dollar Volume by Area



Total Number of Sales YTD

196

Compared to 202 YTD in 2015

Total \$ Volume Sold YTD

\$90,411,872

compared to \$85,847,861 YTD in 2015

Sales Price to List Price

95%

Compared to 92% YTD in 2015