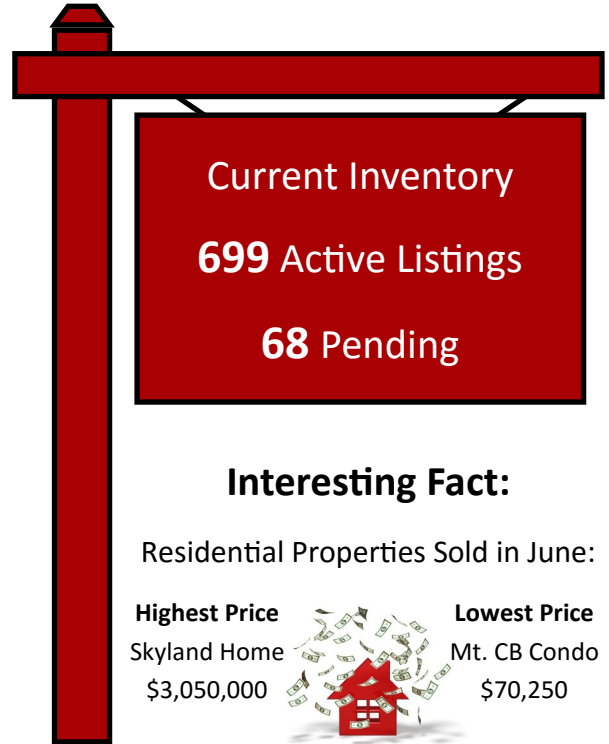




YTD Average Sold Price/ Sq. Ft. (# of sales)

	2016	2015
Crested Butte Homes	\$525 (11)	\$426 (13)
Crested Butte Condos	\$338 (5)	\$306(7)
Mt. Crested Butte Homes	\$352 (10)	\$296 (7)
Mt. Crested Butte Condos	\$270 (58)	\$223 (31)
CB South Homes	\$247 (7)	\$220 (9)
CB South Condos	\$227 (3)	\$195 (7)



Current Inventory

699 Active Listings


68 Pending

Interesting Fact:

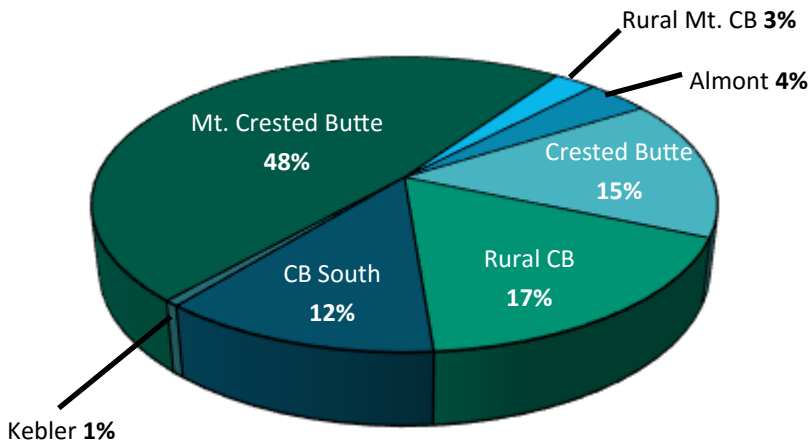
Residential Properties Sold in June:

Highest Price
Skyland Home
\$3,050,000

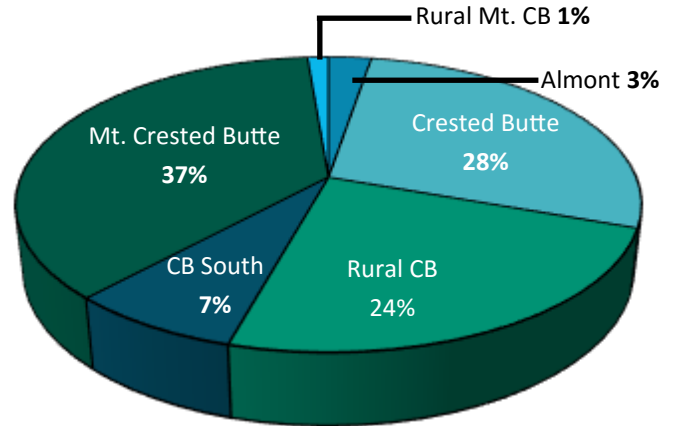
Lowest Price
Mt. CB Condo
\$70,250



Number of Transactions by Area



Dollar Volume by Area



Total Number of Sales YTD

156

Compared to 160 YTD in 2015

Total \$ Volume Sold YTD

\$77,568,022

compared to \$65,713,361 YTD in 2015

Sales Price to List Price

95%

Compared to 92% YTD in 2015