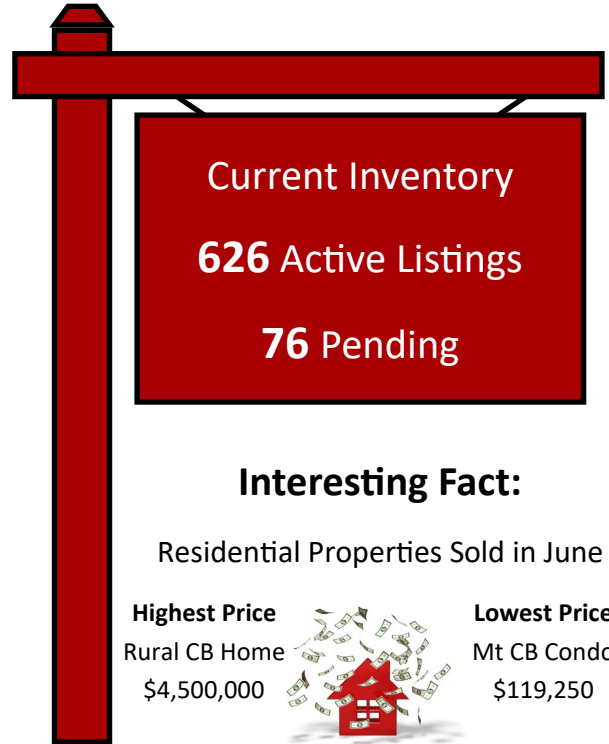


Market Update July 2017



YTD Average Sold Price/ Sq. Ft. (# of sales)

	2017	2016
Crested Butte Homes	\$552 (9)	\$525 (11)
Crested Butte Condos	\$364 (2)	\$338 (5)
Mt. Crested Butte Homes	\$293 (12)	\$352 (10)
Mt. Crested Butte Condos	\$294 (73)	\$270 (59)
CB South Homes	\$261 (9)	\$247 (7)
CB South Condos	\$243 (3)	\$227 (3)




Current Inventory
626 Active Listings
76 Pending

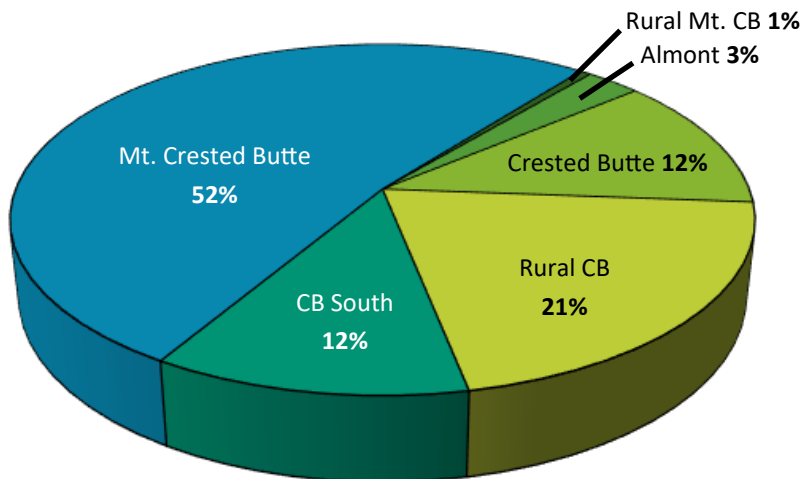
Interesting Fact:
Residential Properties Sold in June

Highest Price
Rural CB Home
\$4,500,000

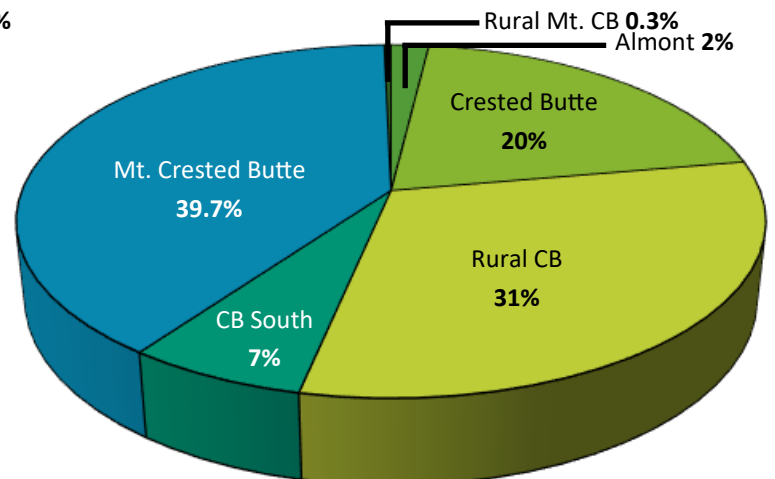
Lowest Price
Mt CB Condo
\$119,250



Number of Transactions by Area



Dollar Volume by Area



Total Number of Sales YTD

179

Compared to 158 YTD in 2016

Total \$ Volume Sold YTD

\$100,909,800

compared to \$77,768,022 YTD in 2016

Sales Price to List Price

94.3%

Compared to 95% YTD in 2016