

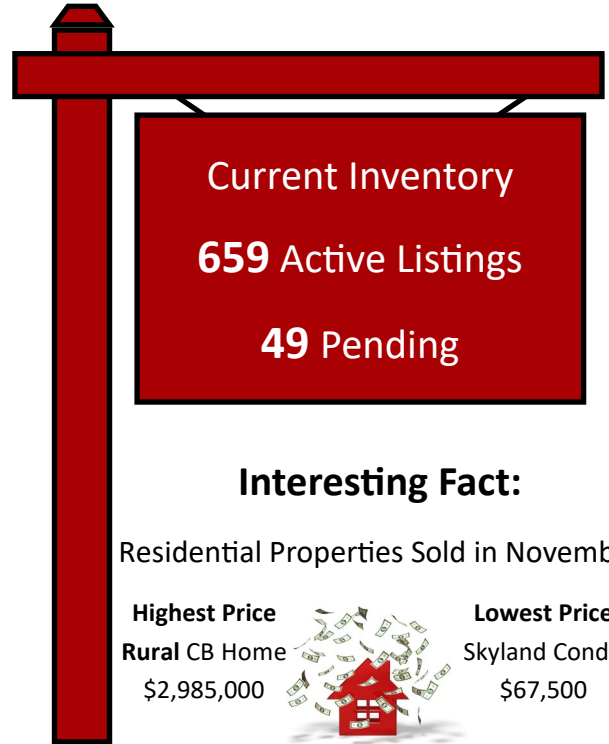
Market Update

December 2016



YTD Average Sold Price/ Sq. Ft. (# of sales)

	2016	2015
Crested Butte Homes	\$508 (23)	\$432 (23)
Crested Butte Condos	\$333 (10)	\$322 (11)
Mt. Crested Butte Homes	\$378 (20)	\$336 (20)
Mt. Crested Butte Condos	\$278 (140)	\$223 (76)
CB South Homes	\$252 (13)	\$222 (18)
CB South Condos	\$245 (11)	\$194 (22)



Current Inventory

659 Active Listings

49 Pending

Interesting Fact:

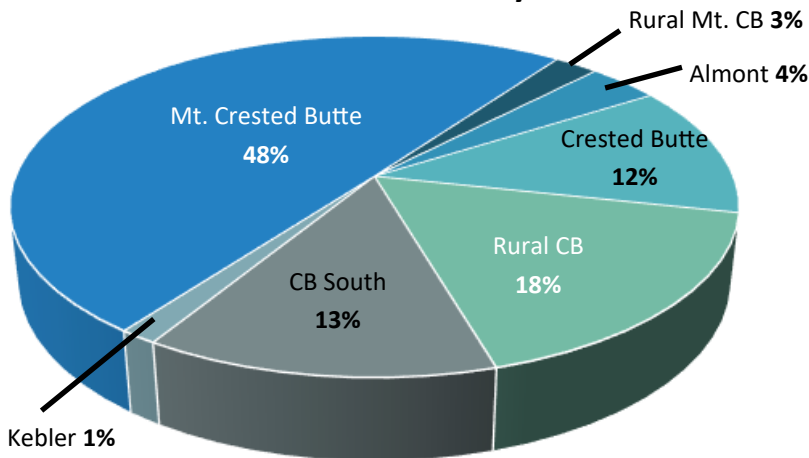
Residential Properties Sold in November

Highest Price
Rural CB Home
\$2,985,000

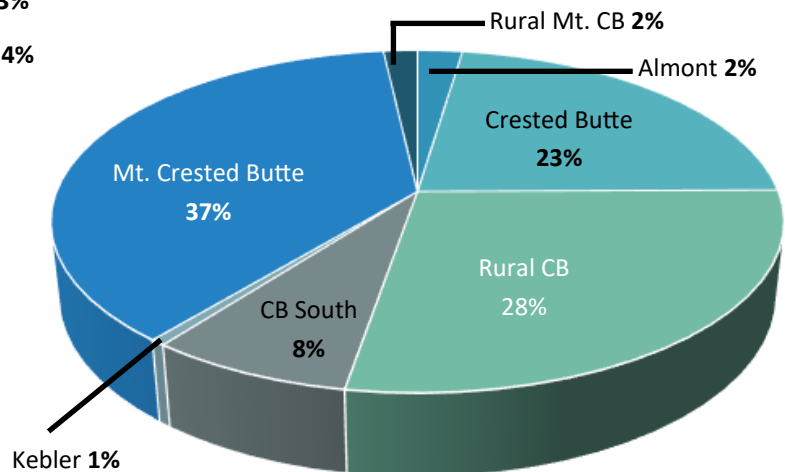
Lowest Price
Skyland Condo
\$67,500



Number of Transactions by Area



Dollar Volume by Area



Total Number of Sales YTD

359

Compared to 347 YTD in 2015

Total \$ Volume Sold YTD

\$169,413,217

compared to \$151,617,061 YTD in 2015

Sales Price to List Price

94%

Compared to 93% YTD in 2015